


TEMPORÄR FÜR DIE HAUT UND AUF ACCESSOIRES
TEMPORARY FOR SKIN AND DECORATION

MANDALA

Vol. 2

MY MANTRA GOLDEN
ENERGY TATTOOS



follow #mymantragold



Made in China

Produced & designed by Ikon AG Zürich www.ikonag.ch

© 2015 www.myantra.ch



INGREDIENTS/INGRÉDIENTS/INHALTSSTOFFE/INGREDIENTES: ACRYLATES COPOLYMER, AQUA (WATER), POLYVINYL ACETATE, BUTYLENE GLYCOL, POLYETHYLENE TEREPHTHALATE, ETHYL ACETATE, POLYURETHANE. [+/-] C.I.15850 (D&C RED 7 LAKE), C.I. 42090 (FD&C BLUE 1 LAKE), C.I. 77491, C.I. 77492, C.I. 77499 (IRON OXIDES), C.I. 77891 (TITANIUM DIOXIDE), C.I. 19140 (FD&C YELLOW 5 LAKE), C.I.15985 (FD&C YELLOW 6 LAKE), C.I.77000 (ALUMINUM POWDER).

My Mantra, Frankenwall 5, D-18439 Stralsund / 12/2008/ Lot#1040515


PRODUCTS



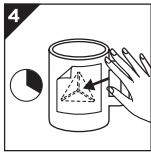
1 Cut out tattoo of choice and remove clear sheet.



2 Clean and dry the product completely.



3 Place tattoo face down on product. Wet the tattoo completely with a sponge.



4 After 30 seconds, gently remove the backing paper.



5 Allow the tattoo to dry. Your „TATTOO“ can last for several weeks if transferred carefully.



6 Remove with acetone, nail varnish remover, oil or fat.

CAUTION: Do not apply to sensitive skin, near eyes, or if allergic to adhesive.

MY MANTRA cannot be held responsible for unintended use.

Suitable for all smooth surfaces like lacquered wood, metal, plastic, synthetic leather, paper, stone and candles.

Tattoos do not stick on fabrics, such as textiles.

SKIN



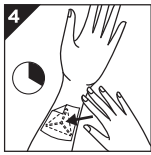
1 Cut out tattoo of choice and remove clear sheet.



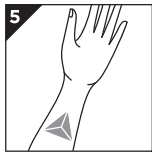
2 Clean and dry the skin completely.



3 Place tattoo face down on skin. Wet the tattoo completely with a sponge.



4 After 30 seconds, gently remove the backing paper.



5 Allow the tattoo to dry. Your „TATTOO“ can last for several days if transferred carefully.



6 Remove with oil.

